




The Smithsonian Associates

Discovery Theater

presents

In Leonardo's Workshop

The Invention, Art, and Science of Leonardo da Vinci



with

Oran Sandel

as Leonardo

A Reproducible Learning Guide. This learning guide is designed to help you enjoy and discuss *In Leonardo's Workshop*. This guide contains background information, discussion questions and activities. Appropriate for ages 8-14.

Introduction


The life and works of artist and scientist Leonardo da Vinci continue to fascinate us because, while he exemplified the Italian Renaissance, he transcended his time and place, inventing things like a helicopter 500 years before the technology existed to build one. This performance invites you to visit the workshop of Leonardo's mind where you can learn how a genius thinks.

Enough material has survived from his art works and notebooks to give us a picture of Leonardo as almost the singular embodiment of the Renaissance. His mastery of disciplines as diverse as painting, anatomy, engineering, and music were celebrated in his lifetime and have been the subject of fascination ever since. He called himself "unlettered" yet commanded the knowledge of the major scholarly works of the time, and anticipated a long list of later discoveries, especially in his mechanical inventions.

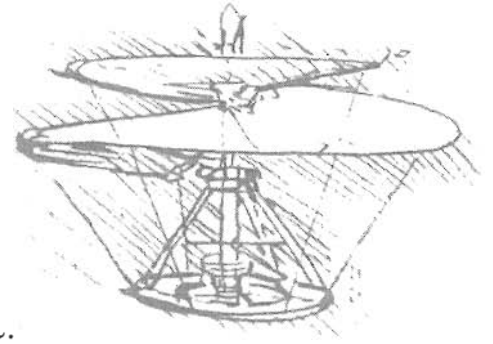
Meet Leonardo da Vinci

Born in Vinci (his name means "Leonardo of the town Vinci") in 1452, Leonardo spent his early life in the small town living with his uncle, exploring the countryside and recording his observations as sketches. Because he was born out of wedlock, most opportunities for formal education and many professions were closed to him. He was taught basic skills – reading, writing, using an abacus – by a priest.

His father arranged for Leonardo to join him in Florence ("Firenze" in Italian) and apprentice in the prominent painting and sculpting studio of Andrea del Verrocchio in 1467. It was then common for boys of 12 or 13 to learn business or technical occupations as apprentices. His work as a servant in the studio was in exchange



Here are some of the things you and your students will experience.



- ✓ Learn about the importance of books and libraries as repositories of knowledge, history and culture
- ✓ Learn how science and math can be used to make great art
- ✓ Learn about Renaissance Italy – its customs and costume, Lorenzo di Medici and other residents of Florence, songs, and dance
- ✓ Discover the world of Leonardo's Notebooks and learn how he observed, collected, and documented his observations
- ✓ Find out the value of learning you do on your own

(Appropriate for students ages 8–14)

for instruction and training in all aspects of the work of Verrochio's studio. As *garzone*, or studio boy, Leonardo learned to grind pigment to make paint, prepare painting surfaces, make paint brushes and polish bronze sculpture. At the end of his six-year apprenticeship, Leonardo was admitted to the Florentine painters' guild as *maestro* or master, but stayed on with Verrochio until 1482.

It was in Verrochio's studio that Leonardo began to use science and mathematics to improve his art. He helped develop techniques for mixing and using oil paint, which had only recently been introduced in Italy. He also discovered a way to create the illusion of three-dimensionality in his

paintings by using geometry. Several Renaissance scholars had developed theories of perspective, the presentation of three-dimensional objects on a two-dimensional surface, but Leonardo improved upon existing theories by Brunelleschi and Alberti, and his paintings became study pieces for the artists of his day. His scientific approach to art was in part an effort to persuade others that painting should be considered at the level of the liberal arts, i.e. rhetoric, philosophy, mathematics, poetry, etc. What is more scientific,

he reasoned, than being able to see and to project what one sees onto a flat surface?

As Leonardo moved from Milan, to Venice, and finally France, he used his ability as an artist and inventor to gain access to the highest levels of power and wealth. His ability to cultivate wealthy and influential patrons of his work was a key factor in his remarkable career.

Renaissance Italy

The Renaissance, or rebirth, of Europe beginning in the 15th century was a time of great opportunity and achievement in culture, exploration, and the accessibility of knowledge. In Italy, wealthy ruling families such as the Medicis commissioned great works of art and architecture. Masterpieces like the Sistine Chapel remind us today of the great achievements of this time. Explorers such as Columbus and Magellan set out on voyages to lands and cultures unknown to Europeans at that time. They established contact and trade with cultures across the globe and made an unprecedented variety of goods from India, central Asia, and the Far East available.

Prior to the advent of the printing press in the late Middle Ages, books were hand-written by monks, one at a time. Information and knowledge was available only to those who had the wealth to obtain monastic manuscripts. Printed books were a crucial catalyst for the Renaissance, resulting in the publication and dissemination of classical texts and works by contemporary authors. Each successive generation grew increasingly literate due to the speed and availability of knowledge. Use of the vernacular languages (as opposed to Latin) increased, resulting in more books that could be read by literate, and not only learned people.

Scientific knowledge became accessible to many more people through books; this ability to




share information also provided an opportunity for rebuttal and exchange of ideas. Leonardo carefully analyzed the approximately 116 books he owned and recorded his response and disagreements with them in his notebooks. For Leonardo, the most reliable source of knowledge was his own observation.



The Gutenberg Bible

Don't miss the opportunity to see the Library of Congress' edition of the Gutenberg Bible. Printed in 1456, it is one of only 48 copies of the original in existence, and one of only three perfect copies printed on vellum. This Bible is the first incunabula – a book printed before 1501 – printed with moveable type. Leonardo da Vinci collected books for his own library like another Renaissance man, Thomas Jefferson. Jefferson's books became the foundation for the Library of Congress' Rare Book collection, but since its founding, the Library has collected nearly 5,700 fifteenth-century books and incunabula – the largest collection in the western hemisphere.



Copies of many of the books Leonardo owned are also in the Library of Congress' collection.

Suggested pre activities

Gutenberg and the Printing Press

The creation and use of moveable type to print books, first developed by Johannes Gutenberg in 1456, is the single most important factor in the widespread availability and dissemination of knowledge during the Renaissance. Information became available to many more people, and theories and ideas could be developed through the interaction that books enabled. Even though Leonardo da Vinci could not attend the university, the works of the most important scholars of his time were available to him through books. You can help students understand the significance of Gutenberg's invention by having them research his life and career on the web and reporting their findings on a time line, or by writing a report.



A lesson plan on this topic is available at:

http://www.educationworld.com/a_lesson/00-2/1p2178.shtml

Suggested post activities

Recent books:

Leonardo's Laptop (Ben Schneiderman, MIT Press, 2003) and *How to Think Like Leonardo da Vinci: Seven Steps to Genius Every Day* (Michael J. Gelb, Dell Books, 2000) are examples of the continued interest in Leonardo da Vinci's work.




Try these activities

Measure like Leonardo

Vitruvian Man: Leonardo da Vinci based his famous drawing on a description by the Roman engineer Vitruvius of the proportions of the human body. Determining ratio and proportion was an extremely important activity in the Renaissance-era because there was no standard monetary unit or standard system of weights and measures. People frequently encountered the need to estimate the size or value of something by comparing it to something else.

You can help students understand this principle by having them measure each section of their arms and legs with a string, stick, piece of paper, etc. and comparing the measurements. Ask students: Why do you think we call a unit of measurement 12 inches long a foot? How long is your foot compared to the length of your leg? How many hands long is your arm?




A lesson plan using the Vitruvian Man is available at:

<http://mathforum.com/alejandre/frisbie/math/leonardo.html>

Draw like Leonardo

Geometric shapes: Leonardo da Vinci became fascinated with geometry and mathematics through his friendship and collaboration with Fra Luca Pacioli. You can help students learn more about basic geometric shapes by helping them learn to describe their qualities.

Ask them: What makes a square different from a circle? How many sides does a triangle have? How many points or corners? Have students work with shapes by creating tangrams; more advanced students can create three-dimensional shapes like da Vinci's illustrations for Pacioli's book, *Summa*.



A lesson plan on this topic is available at:

<http://standards.nctm.org/document/examples/chap4/4.4/index.htm>

Play like Leonardo

Leonardo da Vinci invented set devices for the theater and even designed sets for several productions. Some of the ideas he recorded in his notebook concern how to make costumes or to light sets. Theatrical productions in Leonardo's day frequently made use of masks to identify characters the members of the audience would recognize. Much like today's sitcoms make use of stock characters such as the dumb jock, the geek, the snotty rich girl, etc. the Commedia's characters were equally well-known. They were identified in the productions by costume, mask, and mannerisms.

The following site has more information about the Commedia, as well as instructions for making a papier mache mask:

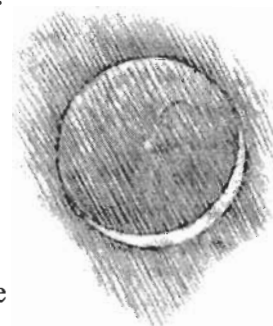
http://consorte_bella_donna.tripod.com/consortebelladonna/id3.html



Observe like Leonardo

Leonardo valued his own observation above anything he read in a book. He wrote that his writings would be based on a "much greater and much more noble" authority than any written description. In fact, he frequently challenged the current knowledge of the time. For example, Leonardo did not accept the common belief that the moon had its own source of light. Through observation, he concluded correctly that the sun's reflection lights the moon. He also observed the moon for many days and noticed that the phases of the moon occurred regularly. He recorded his findings in his notebooks and drew the phenomena of earthshine, when the unlit portion of the moon is still visible in the night sky. Leonardo's emphasis on experience is a critical element in the development of the scientific theory. His notebooks contain examples of experiments he conducted again and again by just changing one variable.

Encourage students to observe the moon. They can keep a journal and sketch the moon at the same time each night, noting its location and phase; or they can create chart to track their observations.



A description and activity on the phases of the moon is available at:

<http://www.astrosociety.org/education/publications/tnl/12/12.html>

An introduction to the Scientific Method is available at:

http://teacher.nsrj.rochester.edu/phy_labs/AppendixE/AppendixE.html

Write like Leonardo

Leonardo was left-handed and wrote backwards in his notebooks from right to left. Try it yourself! Write your name or a word on one line, then try to write it backwards on the next line.

<http://www.mos.org/sln/Leonardo/ClassroomRighttoLeft.html>

More Activities For Younger Audiences


Invent Like Leonardo!

DREAM ON PAPER. Think up a machine that hasn't been invented yet. What does it do? Draw it so you can show your friends. Put yourself—the Inventor—in the picture, too!

IDEAS FROM NATURE. Like many inventors throughout history, Leonardo looked at nature for many of his ideas.

—Can you think of any modern inventions that may have been based on animals? (Hint: How about airplanes? Hang-gliders? Submarines?)

—Now go backwards! Think of an animal. What kinds of things does it do? How has nature shaped the animal so it can do those things well? How could you use these observations to create an invention of your own?

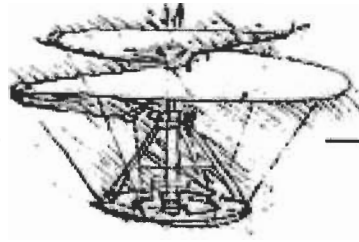


Think like Leonardo!

Leonardo's journals were full of ideas and observations about everything—science, art, math, biology, nature. People still enjoy looking at his notes today to see how his remarkable mind worked. In fact, a collector recently bought a section of one of Leonardo's notebooks, paying nearly **one million dollars a page!**

You have million-dollar ideas, too! Try this: for one week, keep a journal. Every day, write down one good idea. It can be an observation about the world around you, a description of someone you meet or something you do, or an idea for an invention. It can even be a drawing. Let your imagination soar!

Resources



Books

Laurence Anholt. *Leonardo and the Flying Boy: A Story About Leonardo Da Vinci*. Barrons Juveniles, 2000. Engaging tale about one of da Vinci's real-life apprentices (K- Gr. 2)

Michael J. Gelb. *How to Think Like Leonardo: Seven Steps to Genius Every Day*. Delacorte Press, 1998.

Janis Herbert. *Leonardo Da Vinci for Kids: His Life and Ideas: 21 Activities*. Chicago Review Press, 1998. A lively biography for grade 4 & up.

Andrew Langley. *Leonardo da Vinci and the Renaissance*. Running Press, 2001. (Gr. 4-6).

Fiona Macdonald, *The World in the Time of Leonardo da Vinci*. Chelsea House Publications, 2000. (Ages 9-12).

James Mayhew. *Katie and the Mona Lisa*. Orchard Books, September 1999. Young children will love this creative adventure into the world of Renaissance painting. (PreK-Gr. 2)

Richard McLanathan. *Leonardo Da Vinci (An Abrams First Impressions Book)*. Abrams Books for Young Readers, 1990. Fresh, detailed introduction to Leonardo's art and science; clear explanations and superb quality reproductions. (Gr. 5-12)

Web sites

Leonardo da Vinci: the Man & the Inventor www.lairweb.org.nz/leonardo/

Leonardo's Workshop: Renaissance Handbook www.sanford-artedventures.com/play/leonardo_index.html

Leonardo @ the Museum: Virtual Leonardo www.mos.org/leonardo/

Inventor's Workshop: Leonardo's Legacy school.discovery.com/lessonplans/programs/invention-leonardoslegacy/

Leonardo da Vinci, National Museum of Science and Technology, Milan
www.museoscienza.org/english/leonardo/

Virtual Renaissance www.twingroves.district96.k12.il.us/Renaissance/VirtualRen.html

Leonardo Museum in Vinci www.leonet.it/comuni/vinci/

Irma A. Richter, ed. *The Notebooks of Leonardo da Vinci*. Oxford University Press, 1998. The comprehensive guide to Leonardo's designs and writings.

Stewart Ross. *Leonardo da Vinci (Scientists Who Made History Series)*. Raintree Steck-Vaughn, 2003. (Ages 9-12).

Diane Stanley. *Leonardo da Vinci*. HarperCollins, 1996. A virtuoso introduction by one of the best children's biographers. (Gr. 2 & up)

Music

Canzoni e Danze: Wind Music from Renaissance Italy, 1500-1600. Piffaro, the Renaissance Band, Deutsche Grammophon Gesellschaft, 1995.

The Cradle of the Renaissance: Italian Music for the Time of Leonardo da Vinci. London: Hyperion, 1995.

Music from the Odhecaton: Celebrating the 500th Anniversary of the First Printed Music. Piffaro, the Renaissance Band, Dorian Records, 2001.



About Oran Sandel

Oran Sandel has been a versatile and respected actor/educator in the Washington area since the mid-70s, when he received his Theater degree from Catholic University. In 1977 he joined Living Stage, a troupe dedicated to effecting social change through the art of improvisational theater. Since then, Oran's expertise in this field has been called upon by social service and arts agencies from East Palo Alto, California, to Revysklen, Sweden. He serves on the faculty of the National Theatre of the Deaf's Professional Theatre School and is head trainer for the Washington, DC Children First Partnership Project, a coalition of early childhood service providers working to build the arts into their curricula. He has also conducted training sessions for many other District agencies, including Sasha Bruce Youthworks, Manna, Inc., the Community Services Program of the DC Youth Services Agency, the District's Alcohol and Drug Abuse Services Administration, and DC Public Schools.

Having left his position as Living Stage Artistic Director in 2001, Oran now works as a freelance consultant, teacher, writer, director, and performer. He created the role of Leonardo in 2001 for the Washington Revels' "Christmas Revels" production. *In Leonardo's Workshop* grew out of this performance, launching a successful educational partnership between Washington Revels, the Library of Congress, and Discovery Theater.

The visual content of this show was drawn from the collections of the Library of Congress. PowerPoint presentation by the Library of Congress Public Services Collections. Graphics and Multimedia Design by Elizabeth Fulford Miller, Library of Congress.

Discovery Theater Artistic Director: Roberta Gasbarre

Learning guide pages 2-6 and 8 produced by Library of Congress Live, designed by Elizabeth Fulford Miller, written and edited by Cheryl Fox

Additional learning guide text by Anne O'Donnell, designed by Anne O'Donnell & Laurie McDonald

The Library of Congress provides access to images in this guide for educational and research purposes. The written permission of the copyright owners and/or other rights holders (such as publicity and/or privacy rights) is required for distribution, reproduction, or other use of protected items beyond that allowed by fair use or other statutory exemptions. Responsibility for making an independent legal assessment of an item and securing any necessary permissions ultimately rests with persons desiring to use the item.

About Discovery Theater

Discovery Theater, the Smithsonian Institution's theater for children, is dedicated to offering the best in live performing arts for young people. Each year, more than 50,000 Washington-area children and their adults visit Discovery Theater (now located in the Smithsonian's S. Dillon Ripley Center on the National Mall) to explore American history and cultures, folk tales from around the world, and exciting, accessible science and math programs in the company of puppeteers, storytellers, dancers, actors, musicians and mimes. Discovery Theater performances unite ideologies, enact themes that reflect the diversity of its audiences, open avenues of self-reflection, and offer an enjoyable means for parents and teachers to demonstrate life's lessons.

In Leonardo's Workshop is one of several recent collaborations between Discovery Theater and distinguished partners such as The United States Holocaust Memorial Museum, The Lemelson Center for Study of Invention and Innovation, and America's Jazz Heritage, A Partnership of the Lila Wallace-Reader's Digest Fund and the Smithsonian Institution. Discovery Theater programs also go on tour, and new partnerships with Arena Stage in Washington, DC and Round House Theater in Silver Spring mean that DT's special brand of educational entertainment for kids is available at more venues than ever before.

Discovery Theater programs are made possible, in part, by gifts from

Guenther and Siewchen Yong Sommer



www.DiscoveryTheater.org
202-357-1500 • disc-th@tsa.si.edu